



ASBK.COM.AU f t i y

# Winton Motor Raceway : OFFICIAL TEST : April 11 & 12

## SUPERSPORT

### Wednesday Practice 1

Date: 12/04/17  
 Event: P15  
 Weather: Sunny - 17.1C  
 Track: Dry - 31.9C

Started at: 10:15:03  
 Laps: 30 Min  
 Starters: 15  
 Printed at: 10:50

## CLASSIFICATION

Pos	No	Name	Machine	Fastest Lap	On Lap	Behind Prev	Behind Leader	Top Speed
1	5	Ted COLLINS (VIC) / Saint Unbreakable / Magnum Welders	Suzuki GSX-R	1:24.593	11 of 12			219
2	12	Mark CHIODO (VIC) / Repsol GAS Racing / Alpinestars / Bell Helmets / Dunlop Tyres / SBS	Triumph 675R	1:24.946	5 of 12	.353	.353	217
3	53	Mason COOTE (VIC) / Ark Racing / Consent 2 Go / Kabuto / Spidi / Motul / Pirelli	Yamaha YZF-R6	1:25.529	5 of 12	.583	.936	218
4	64	Sam CONDON (NSW) / Bikebiz / Pirelli / Motul / Shark Helmet / Berik / GB Racing	Yamaha YZF-R6	1:25.548	8 of 16	.019	.955	215
5	21	Samuel LAMBERT (NT)	Yamaha YZF-R6	1:25.747	5 of 6	.199	1.154	211
6	82	Chris QUINN (NSW) / Coopers HXR Yamaha / Dunlop / Shark Helmets / Ipone / Channon Tavern	Yamaha YZF-R6	1:26.052	10 of 11	.305	1.459	213
7	31	John HUNT (SA)	Suzuki GSX-R	1:26.361	17 of 17	.309	1.768	211
8	7	Tom TOPARIS (NSW) / Cube Racing / Australian Outdoor Living / Motul / Pirelli / Sprint Filter	Kawasaki ZX6R	1:26.504	9 of 16	.143	1.911	216
9	27	Nic LIMINTON (SA) / Race Center / YRD / Arai / Ricondi / Speedangle	Yamaha YZF-R6	1:26.601	14 of 14	.097	2.008	214
10	47	Giuseppe SCARCELLA (NSW) / Scarcella Racing / Held Aust. / X Lite / Kawasaki Connection / Kawasaki Aust.	Kawasaki ZX6R	1:27.422	13 of 14	.821	2.829	216
11	56	Jimmy BROADBENT (NSW) / Kawasaki BCperformance Junior Team	Kawasaki ZX6R	1:28.332	7 of 13	.910	3.739	211
12	46	Aidan HAYES (NSW) / Hayes Johnston Pty Ltd Chartered Accountants / Hayes Electrical	Yamaha YZF-R6	1:29.499	6 of 8	1.167	4.906	213
13	18	Joel RHODES (NSW) / Bikebiz / Pathway Communications / Karbon Property	Yamaha YZF-R6	1:29.805	13 of 16	.306	5.212	208
14	29	Patrick LI (NSW)	Kawasaki ZX6R	1:30.505	3 of 12	.700	5.912	211
15	70	Sam MULDOON (NSW) / Proworx Racing / Twin Connect / Mick Muldoon M-cycles / PROWORX	Kawasaki ZX6R	1:31.164	5 of 5	.659	6.571	211

Current best lap for SS class - 1:24.550 by Sam CLARKE (WA) on a Kawasaki ZX6R set on 22/09/16


*Scott Laing*  
 Chief Time Keeper - Scott Laing

Clerk of Course - Simon Maas

Computime Race Timing Systems Pty Ltd © 1996  
 Licensed to Computime Race Timing Systems

[www.computime.com.au](http://www.computime.com.au)

COMPUTIME RACE TIMING SYSTEMS PTY LTD





ASBK.COM.AU f t i y

# Winton Motor Raceway : OFFICIAL TEST : April 11 & 12

## SUPERSPORT

### Wednesday Practice 1

Date: 12/04/17  
 Event: P15  
 Weather: Sunny - 17.1C  
 Track: Dry - 31.9C

Started at: 10:15:03  
 Laps: 30 Min  
 Starters: 15  
 Printed at: 10:50

### LAP TIMES

No	Name	Lap 1	Lap 2	Lap 3	Lap 4	Lap 5	Lap 6	Lap 7	Lap 8	Lap 9	Lap 10
5	Ted COLLINS (VIC)	1:35.952	1:26.665	1:33.581	1:25.424	1:25.028	1:24.930	9:25.926	1:34.319	1:24.995	1:24.687
		10	<b>1:24.593</b>	1:24.698							
7	Tom TOPARIS (NSW)	1:35.116	1:29.317	1:27.647	1:27.245	2:56.803	1:31.734	1:26.702	1:26.580	<b>1:26.504</b>	1:27.216
		10	5:03.985	1:31.997	1:26.915	1:26.948	1:27.504	1:28.133			
12	Mark CHIODO (VIC)	1:34.556	1:27.604	1:26.468	1:25.161	<b>1:24.946</b>	4:05.710	1:35.509	1:26.472	1:25.857	1:25.626
		10	1:25.203	1:26.191							
18	Joel RHODES (NSW)	1:41.002	1:33.721	1:31.044	1:30.223	1:30.285	1:30.067	1:30.030	4:32.921	1:43.004	1:31.194
		10	1:32.108	1:30.756	<b>1:29.805</b>	1:30.489	1:40.680	1:30.737			
21	Samuel LAMBERT (NT)	1:37.584	1:27.258	1:26.013	1:25.915	<b>1:25.747</b>	1:25.919				
27	Nic LIMINTON (SA)	1:43.884	1:30.720	1:28.330	1:29.104	1:27.411	1:26.667	3:33.191	1:42.177	1:27.859	1:28.519
		10	1:26.745	1:26.663	1:31.714	<b>1:26.601</b>					
29	Patrick LI (NSW)	1:44.911	1:31.311	<b>1:30.505</b>	1:31.349	1:31.646	1:31.613	1:30.742	5:46.409	1:39.473	1:31.063
		10	1:30.565	1:39.562							
31	John HUNT (SA)	1:41.314	1:31.487	1:40.286	1:29.336	1:34.933	1:28.439	1:39.481	1:27.748	1:27.943	1:46.974
		10	1:27.369	1:35.679	1:26.972	1:26.551	1:27.091	1:32.327	<b>1:26.361</b>		
46	Aidan HAYES (NSW)	1:38.633	1:32.382	1:31.677	1:29.962	1:29.774	<b>1:29.499</b>	1:29.589	1:30.469		
47	Giuseppe SCARCELLA (NSW)	1:39.585	1:29.630	1:28.952	1:28.302	1:27.668	1:27.958	5:58.303	1:42.362	1:30.442	1:28.560
		10	1:27.445	1:28.176	<b>1:27.422</b>	1:27.741					
53	Mason COOTE (VIC)	1:47.506	1:29.646	1:27.353	1:26.285	<b>1:25.529</b>	3:53.622	1:42.371	1:37.268	1:27.041	1:26.500
		10	1:25.741	1:25.886							
56	Jimmy BROADBENT (NSW)	1:44.982	1:32.496	1:31.507	2:45.511	1:40.596	1:30.336	<b>1:28.332</b>	1:29.095	1:29.553	1:31.167
		10	1:31.492	1:30.685	1:29.118						
64	Sam CONDON (NSW)	1:27.030	1:27.050	1:26.164	1:29.914	1:37.306	1:27.550	1:28.776	<b>1:25.548</b>	1:30.024	4:00.645
		10	1:35.354	1:27.954	1:27.174	1:27.310	1:26.691	1:34.523			
70	Sam MULDOON (NSW)	1:39.909	1:32.783	1:31.843	1:31.574	<b>1:31.164</b>					
82	Chris QUINN (NSW)	1:47.118	1:28.729	1:27.192	1:27.094	4:35.453	1:44.703	1:28.709	1:26.656	1:26.221	<b>1:26.052</b>
		10	1:37.934								

*Scott Laing*


Chief Time Keeper - Scott Laing

Clerk of Course - Simon Maas

Computime Race Timing Systems Pty Ltd © 1996  
 Licensed to Computime Race Timing Systems

[www.computime.com.au](http://www.computime.com.au)

COMPUTIME RACE TIMING SYSTEMS PTY LTD





ASBK.COM.AU f t i y

# Winton Motor Raceway : OFFICIAL TEST : April 11 & 12

## SUPERSPORT

### Wednesday Practice 1

Date: 12/04/17  
 Event: P15  
 Weather: Sunny - 17.1C  
 Track: Dry - 31.9C

Started at: 10:15:03  
 Laps: 30 Min  
 Starters: 15  
 Printed at: 10:50

### SPLIT TIMES

Lap	Split 1	Split 2	Split 3	Split 4	Lap Time	Spd	Lap	Split 1	Split 2	Split 3	Split 4	Lap Time	Spd
<b>5 Ted COLLINS (VIC) (1st)</b>							4	11.788	14.398	31.018	<b>27.957</b>	1:25.161	217
1	14.796	15.669	36.221	29.266	1:35.952 P		5	11.774	14.364	<b>30.848</b>	27.960	<b>1:24.946</b>	217
2	11.996	14.563	31.589	28.517	1:26.665	215	6	13.145	16.351	34.263	3:01.951	4:05.710	217
3	13.843	16.555	34.332	28.851	1:33.581	219	7	17.438	15.846	33.026	29.199	1:35.509 P	
4	11.914	14.486	30.930	28.094	1:25.424	217	8	12.099	14.586	31.419	28.368	1:26.472	216
5	11.751	14.426	30.833	28.018	1:25.028	217	9	11.962	14.426	31.212	28.257	1:25.857	215
6	11.727	14.344	30.937	<b>27.922</b>	1:24.930	216	10	11.931	14.419	31.190	28.086	1:25.626	215
7	13.494	16.652	36.294	8:19.486	9:25.926	216	11	11.748	14.378	31.114	27.963	1:25.203	216
8	17.969	15.273	32.299	28.778	1:34.319 P		12	<b>11.740</b>	<b>14.338</b>	31.116	28.997	1:26.191	217
9	11.884	<b>14.312</b>	30.819	27.980	1:24.995	216	<b>18 Joel RHODES (NSW) (13th)</b>						
10	11.753	14.359	30.643	27.932	1:24.687	217	1	16.929	17.382	35.646	31.045	1:41.002 P	
11	11.702	<b>14.312</b>	30.642	27.937	<b>1:24.593</b>	216	2	13.469	16.398	33.569	30.285	1:33.721	205
12	<b>11.662</b>	14.403	<b>30.618</b>	28.015	1:24.698	216	3	12.843	15.806	32.776	29.619	1:31.044	207
<b>7 Tom TOPARIS (NSW) (8th)</b>							4	12.460	15.565	32.574	29.624	1:30.223	208
1	16.187	16.121	33.142	29.666	1:35.116 P		5	12.494	15.778	<b>32.456</b>	29.557	1:30.285	206
2	12.417	15.140	32.896	28.864	1:29.317	213	6	12.465	15.725	32.477	<b>29.400</b>	1:30.067	208
3	12.235	14.985	31.842	28.585	1:27.647	214	7	<b>12.382</b>	15.486	32.480	29.682	1:30.030	207
4	12.238	14.936	31.776	<b>28.295</b>	1:27.245	216	8	12.517	19.666	35.557	3:25.181	4:32.921	207
5	12.202	14.719	31.638	1:58.244	2:56.803	215	9	17.942	19.732	34.995	30.335	1:43.004 P	
6	15.657	15.010	32.000	29.067	1:31.734 P		10	12.931	15.606	32.995	29.662	1:31.194	206
7	12.200	14.710	<b>31.313</b>	28.479	1:26.702	213	11	12.859	15.477	32.706	31.066	1:32.108	206
8	<b>12.049</b>	14.761	31.398	28.372	1:26.580	213	12	12.753	15.691	32.550	29.762	1:30.756	205
9	12.084	14.659	31.320	28.441	<b>1:26.504</b>	214	13	12.442	<b>15.446</b>	32.489	29.428	<b>1:29.805</b>	203
10	12.068	<b>14.506</b>	31.425	29.217	1:27.216	213	14	12.586	15.601	32.542	29.760	1:30.489	206
11	12.438	15.220	34.288	4:02.039	5:03.985	209	15	13.762	20.843	36.313	29.762	1:40.680	204
12	16.180	15.304	31.722	28.791	1:31.997 P		16	12.602	15.520	32.864	29.751	1:30.737	207
13	12.223	14.807	31.359	28.526	1:26.915	213	<b>21 Samuel LAMBERT (NT) (5th)</b>						
14	12.184	14.818	31.482	28.464	1:26.948	214	1	19.064	16.084	33.035	29.401	1:37.584 P	
15	12.217	14.760	31.684	28.843	1:27.504	213	2	12.268	14.931	31.541	28.518	1:27.258	208
16	12.321	14.885	31.893	29.034	1:28.133	213	3	11.949	<b>14.592</b>	30.932	28.540	1:26.013	210
<b>12 Mark CHIODO (VIC) (2nd)</b>							4	12.050	14.635	<b>30.766</b>	28.464	1:25.915	210
1	15.998	15.957	33.375	29.226	1:34.556 P		5	11.826	14.653	30.846	<b>28.422</b>	<b>1:25.747</b>	210
2	12.337	14.968	31.979	28.320	1:27.604	215	6	<b>11.771</b>	14.697	30.790	28.661	1:25.919	211
3	12.078	14.752	31.258	28.380	1:26.468	216							


*Scott Laing*  
 Chief Time Keeper - Scott Laing

Clerk of Course - Simon Maas

Computime Race Timing Systems Pty Ltd © 1996  
 Licensed to Computime Race Timing Systems

[www.computime.com.au](http://www.computime.com.au)

COMPUTIME RACE TIMING SYSTEMS PTY LTD





ASBK.COM.AU f t i y

# Winton Motor Raceway : OFFICIAL TEST : April 11 & 12

## SUPERSPORT

### Wednesday Practice 1

Date: 12/04/17  
 Event: P15  
 Weather: Sunny - 17.1C  
 Track: Dry - 31.9C

Started at: 10:15:03  
 Laps: 30 Min  
 Starters: 15  
 Printed at: 10:50

### SPLIT TIMES

Lap	Split 1	Split 2	Split 3	Split 4	Lap Time	Spd	Lap	Split 1	Split 2	Split 3	Split 4	Lap Time	Spd
<b>27 Nic LIMINTON (SA) (9th)</b>							6	12.279	15.143	31.914	29.103	1:28.439	210
1	17.809	16.545	38.712	30.818	1:43.884 P		7	12.885	18.282	37.748	30.566	1:39.481	210
2	12.374	15.466	33.111	29.769	1:30.720	211	8	12.111	15.047	31.842	28.748	1:27.748	210
3	12.133	14.849	32.289	29.059	1:28.330	213	9	12.155	15.038	31.790	28.960	1:27.943	208
4	11.997	14.644	33.061	29.402	1:29.104	213	10	13.496	18.057	39.374	36.047	1:46.974	209
5	12.087	14.690	31.635	28.999	1:27.411	212	11	12.135	15.041	31.497	28.696	1:27.369	210
6	11.926	<b>14.550</b>	31.522	28.669	1:26.667	213	12	12.672	17.307	36.196	29.504	1:35.679	209
7	<b>11.786</b>	14.776	33.663	2:32.966	3:33.191	213	13	11.998	14.895	31.523	28.556	1:26.972	210
8	18.324	16.898	37.217	29.738	1:42.177 P		14	11.983	<b>14.845</b>	31.178	28.545	1:26.551	209
9	12.095	14.870	31.988	28.906	1:27.859	212	15	<b>11.907</b>	15.121	31.421	28.642	1:27.091	210
10	11.967	14.679	32.597	29.276	1:28.519	212	16	13.210	17.085	33.073	28.959	1:32.327	211
11	11.830	14.646	31.702	<b>28.567</b>	1:26.745	213	17	12.032	14.934	<b>31.140</b>	<b>28.255</b>	<b>1:26.361</b>	211
12	11.891	14.578	<b>31.354</b>	28.840	1:26.663	213	<b>46 Aidan HAYES (NSW) (12th)</b>						
13	13.361	16.979	32.523	28.851	1:31.714	214	1	16.776	16.970	33.649	31.238	1:38.633 P	
14	11.962	14.630	31.427	28.582	<b>1:26.601</b>	213	2	13.036	15.713	34.141	29.492	1:32.382	205
<b>29 Patrick LI (NSW) (14th)</b>							3	13.686	15.648	32.801	29.542	1:31.677	213
1	23.437	16.367	34.607	30.500	1:44.911 P		4	12.870	15.290	<b>32.207</b>	29.595	1:29.962	213
2	12.913	15.668	33.109	<b>29.621</b>	1:31.311	208	5	12.606	15.352	32.384	29.432	1:29.774	212
3	12.568	15.279	32.983	29.675	<b>1:30.505</b>	211	6	<b>12.482</b>	15.406	32.316	<b>29.295</b>	<b>1:29.499</b>	212
4	12.615	15.584	33.271	29.879	1:31.349	210	7	12.611	<b>15.150</b>	32.509	29.319	1:29.589	213
5	12.893	15.519	33.448	29.786	1:31.646	209	8	12.744	15.179	32.598	29.948	1:30.469	212
6	12.722	15.444	33.645	29.802	1:31.613	210	<b>47 Giuseppe SCARCELLA (NSW) (10th)</b>						
7	<b>12.448</b>	15.416	33.196	29.682	1:30.742	211	1	19.493	16.237	33.681	30.174	1:39.585 P	
8	13.828	19.847	48.581	4:24.153	5:46.409	209	2	12.452	15.212	32.762	29.204	1:29.630	215
9	19.220	16.025	33.947	30.281	1:39.473 P		3	12.429	15.053	32.545	28.925	1:28.952	215
10	12.717	15.410	33.028	29.908	1:31.063	205	4	12.108	14.872	32.282	29.040	1:28.302	215
11	12.602	15.362	<b>32.795</b>	29.806	1:30.565	208	5	12.161	14.791	32.100	28.616	1:27.668	216
12	12.756	<b>15.162</b>	32.860	38.784	1:39.562	202	6	12.151	14.784	31.985	29.038	1:27.958	216
<b>31 John HUNT (SA) (7th)</b>							7	12.249	14.938	33.482	4:57.634	5:58.303	216
1	17.637	17.123	35.681	30.873	1:41.314 P		8	20.457	16.026	35.226	30.653	1:42.362 P	
2	12.800	15.701	32.960	30.026	1:31.487	207	9	12.832	15.547	33.115	28.948	1:30.442	206
3	12.664	15.435	36.836	35.351	1:40.286	208	10	<b>11.981</b>	15.174	32.458	28.947	1:28.560	215
4	12.553	15.261	32.304	29.218	1:29.336	210	11	12.148	14.648	<b>31.961</b>	28.688	1:27.445	215
5	12.332	15.240	34.319	33.042	1:34.933	211	12	12.329	14.874	32.236	28.737	1:28.176	214

*Scott Laing*


Chief Time Keeper - Scott Laing

Clerk of Course - Simon Maas

Computime Race Timing Systems Pty Ltd © 1996  
 Licensed to Computime Race Timing Systems

[www.computime.com.au](http://www.computime.com.au)

COMPUTIME RACE TIMING SYSTEMS PTY LTD







ASBK.COM.AU f t i y

# Winton Motor Raceway : OFFICIAL TEST : April 11 & 12

## SUPERSPORT

### Wednesday Practice 1

Date: 12/04/17  
 Event: P15  
 Weather: Sunny - 17.1C  
 Track: Dry - 31.9C

Started at: 10:15:03  
 Laps: 30 Min  
 Starters: 15  
 Printed at: 10:50

### SPLIT TIMES

Lap	Split 1	Split 2	Split 3	Split 4	Lap Time	Spd	Lap	Split 1	Split 2	Split 3	Split 4	Lap Time	Spd
13	12.037	<u>14.636</u>	32.296	<u>28.453</u>	<u>1:27.422</u>	215	4	11.994	14.448	31.307	28.415	1:26.164	214
14	12.143	14.770	32.132	28.696	1:27.741	216	5	12.305	14.951	32.902	29.756	1:29.914	215
							6	12.742	15.623	38.386	30.555	1:37.306	215
							7	11.974	14.718	31.864	28.994	1:27.550	212
<b>53 Mason COOTE (VIC) (3rd)</b>							8	12.069	14.500	33.179	29.028	1:28.776	213
1	24.599	16.724	35.761	30.422	1:47.506 P		9	<u>11.886</u>	<u>14.408</u>	<u>30.941</u>	<u>28.313</u>	<u>1:25.548</u>	213
2	12.656	15.314	32.337	29.339	1:29.646	216	10	12.474	15.424	33.323	28.803	1:30.024	214
3	12.287	14.863	31.616	28.587	1:27.353	218	11	12.647	15.482	33.549	2:58.967	4:00.645	213
4	12.198	14.778	31.017	28.292	1:26.285	218	12	17.919	15.544	32.547	29.344	1:35.354 P	
5	<u>11.836</u>	14.570	30.934	<u>28.189</u>	<u>1:25.529</u>	218	13	12.172	14.839	32.357	28.586	1:27.954	211
6	12.115	<u>14.509</u>	31.651	2:55.347	3:53.622	217	14	12.055	14.466	31.795	28.858	1:27.174	213
7	20.279	16.594	34.070	31.428	1:42.371 P		15	11.979	14.608	31.291	29.432	1:27.310	213
8	14.858	16.878	34.215	31.317	1:37.268	185	16	11.934	14.521	31.395	28.841	1:26.691	213
9	12.376	14.853	31.116	28.696	1:27.041	217	17	12.308	15.643	36.281	30.291	1:34.523	213
10	12.101	14.860	31.070	28.469	1:26.500	217							
11	11.865	14.718	<u>30.904</u>	28.254	1:25.741	217							
12	11.999	14.665	30.917	28.305	1:25.886	217	<b>70 Sam MULDOON (NSW) (15th)</b>						
							1	17.388	16.678	35.320	30.523	1:39.909 P	
							2	12.857	15.976	34.052	29.898	1:32.783	211
<b>56 Jimmy BROADBENT (NSW) (11th)</b>							3	<u>12.619</u>	15.973	33.752	<u>29.499</u>	1:31.843	211
1	24.107	16.240	33.907	30.728	1:44.982 P		4	12.903	15.848	33.264	29.559	1:31.574	210
2	12.811	16.065	33.166	30.454	1:32.496	208	5	12.696	<u>15.705</u>	<u>33.048</u>	29.715	<u>1:31.164</u>	209
3	12.504	15.725	33.176	30.102	1:31.507	205							
4	12.715	15.678	33.288	1:43.830	2:45.511	210	<b>82 Chris QUINN (NSW) (6th)</b>						
5	23.541	15.257	32.430	29.368	1:40.596 P		1	21.620	18.814	35.766	30.918	1:47.118 P	
6	12.647	15.405	32.757	29.527	1:30.336	208	2	12.399	15.074	32.186	29.070	1:28.729	211
7	<u>12.197</u>	<u>15.113</u>	<u>32.062</u>	<u>28.960</u>	<u>1:28.332</u>	211	3	12.105	14.653	31.613	28.821	1:27.192	212
8	12.277	15.297	32.186	29.335	1:29.095	210	4	12.050	14.755	31.435	28.854	1:27.094	212
9	12.436	15.585	32.336	29.196	1:29.553	209	5	12.761	16.661	35.998	3:30.033	4:35.453	213
10	12.355	15.642	33.403	29.767	1:31.167	210	6	19.030	16.621	33.843	35.209	1:44.703 P	
11	12.715	16.187	33.076	29.514	1:31.492	209	7	12.528	15.021	31.727	29.433	1:28.709	208
12	12.609	15.676	32.809	29.591	1:30.685	210	8	11.945	14.637	31.375	28.699	1:26.656	211
13	12.330	15.391	32.297	29.100	1:29.118	209	9	11.932	<u>14.496</u>	31.210	28.583	1:26.221	212
<b>64 Sam CONDON (NSW) (4th)</b>							10	<u>11.803</u>	14.509	<u>31.182</u>	<u>28.558</u>	<u>1:26.052</u>	211
1	19.012	15.589	33.046	29.100	1:36.747		11	13.290	19.309	36.373	28.962	1:37.934	212
2	12.244	14.726	31.411	28.649	1:27.030	212							
3	12.097	14.677	31.237	29.039	1:27.050	212							

*Scott Laing*

Chief Time Keeper - Scott Laing


Clerk of Course - Simon Maas



Computime Race Timing Systems Pty Ltd © 1996  
 Licensed to Computime Race Timing Systems

[www.computime.com.au](http://www.computime.com.au)

COMPUTIME RACE TIMING SYSTEMS PTY LTD





ASBK.COM.AU f t i y

# Winton Motor Raceway : OFFICIAL TEST : April 11 & 12

## SUPERSPORT

### Wednesday Practice 1

Date: 12/04/17  
 Event: P15  
 Weather: Sunny - 17.1C  
 Track: Dry - 31.9C

Started at: 10:15:03  
 Laps: 30 Min  
 Starters: 15  
 Printed at: 10:50

### FASTEST LAPS SEQUENCE

Race Time	No	Name	Machine	Fastest Lap	On Lap
1:46.607	31	John HUNT (SA)	Suzuki GSX-R	1:41.314	1
2:22.716	12	Mark CHIODO (VIC)	Triumph 675R	1:34.556	1
3:03.777	64	Sam CONDON (NSW)	Yamaha YZF-R6	1:27.030	1
3:53.775	5	Ted COLLINS (VIC)	Suzuki GSX-R	1:26.665	2
5:16.788	12	Mark CHIODO (VIC)	Triumph 675R	1:26.468	3
5:56.991	64	Sam CONDON (NSW)	Yamaha YZF-R6	1:26.164	3
6:41.949	12	Mark CHIODO (VIC)	Triumph 675R	1:25.161	4
8:06.895	12	Mark CHIODO (VIC)	Triumph 675R	1:24.946	5
9:42.738	5	Ted COLLINS (VIC)	Suzuki GSX-R	1:24.930	6
23:32.665	5	Ted COLLINS (VIC)	Suzuki GSX-R	1:24.687	10
24:57.258	5	Ted COLLINS (VIC)	Suzuki GSX-R	1:24.593	11

*Scott Laing*


Chief Time Keeper - Scott Laing

Clerk of Course - Simon Maas

Computime Race Timing Systems Pty Ltd © 1996  
 Licensed to Computime Race Timing Systems

[www.computime.com.au](http://www.computime.com.au)

COMPUTIME RACE TIMING SYSTEMS PTY LTD





ASBK.COM.AU f t i y

# Winton Motor Raceway : OFFICIAL TEST : April 11 & 12

## SUPERSPORT

### Wednesday Practice 1

Date: 12/04/17  
 Event: P15  
 Weather: Sunny - 17.1C  
 Track: Dry - 31.9C


Started at: 10:15:03  
 Laps: 30 Min  
 Starters: 15  
 Printed at: 10:50

### BEST PARTIAL TIMES

Pos	Split 1		Split 2		Split 3		Split 4		LAP		Ideal	Fastest
	Name	Time	Name	Time	Name	Time	Name	Time	Name	Time		
1	T. COLLINS	11.662	T. COLLINS	14.312	T. COLLINS	30.618	T. COLLINS	27.922	T. COLLINS	1:24.514	1:24.593	
2	M. CHIODO	11.740	M. CHIODO	14.338	S. LAMBERT	30.766	M. CHIODO	27.957	M. CHIODO	1:24.883	1:24.946	
3	S. LAMBERT	11.771	S. CONDON	14.408	M. CHIODO	30.848	M. COOTE	28.189	M. COOTE	1:25.438	1:25.529	
4	N. LIMINTON	11.786	C. QUINN	14.496	M. COOTE	30.904	J. HUNT	28.255	S. CONDON	1:25.548	1:25.548	
5	C. QUINN	11.803	T. TOPARIS	14.506	S. CONDON	30.941	T. TOPARIS	28.295	S. LAMBERT	1:25.551	1:25.747	
6	M. COOTE	11.836	M. COOTE	14.509	J. HUNT	31.140	S. CONDON	28.313	C. QUINN	1:26.039	1:26.052	
7	S. CONDON	11.886	N. LIMINTON	14.550	C. QUINN	31.182	S. LAMBERT	28.422	J. HUNT	1:26.147	1:26.361	
8	J. HUNT	11.907	S. LAMBERT	14.592	T. TOPARIS	31.313	G. SCARCELL	28.453	T. TOPARIS	1:26.163	1:26.504	
9	G. SCARCELL	11.981	G. SCARCELL	14.636	N. LIMINTON	31.354	C. QUINN	28.558	N. LIMINTON	1:26.257	1:26.601	
10	T. TOPARIS	12.049	J. HUNT	14.845	G. SCARCELL	31.961	N. LIMINTON	28.567	G. SCARCELL	1:27.031	1:27.422	
11	J. BROADBEN	12.197	J. BROADBEN	15.113	J. BROADBEN	32.062	J. BROADBEN	28.960	J. BROADBE	1:28.332	1:28.332	
12	J. RHODES	12.382	A. HAYES	15.150	A. HAYES	32.207	A. HAYES	29.295	A. HAYES	1:29.134	1:29.499	
13	P. LI	12.448	P. LI	15.162	J. RHODES	32.456	J. RHODES	29.400	J. RHODES	1:29.684	1:29.805	
14	A. HAYES	12.482	J. RHODES	15.446	P. LI	32.795	S. MULDOON	29.499	P. LI	1:30.026	1:30.505	
15	S. MULDOON	12.619	S. MULDOON	15.705	S. MULDOON	33.048	P. LI	29.621	S. MULDOON	1:30.871	1:31.164	

*Scott Laing*  
 Chief Time Keeper - Scott Laing

Clerk of Course - Simon Maas



Computime Race Timing Systems Pty Ltd © 1996  
 Licensed to Computime Race Timing Systems

[www.computime.com.au](http://www.computime.com.au)

COMPUTIME RACE TIMING SYSTEMS PTY LTD